

## CAPE HEALTH PLAN and NORTH CENTRAL HEALTH CENTER

14 MONTH COMPARATIVE STUDY

January 1, 2003 thru March 18, 2004

### CRITICAL ELEMENTS:

- Non-obstetrics hospital admissions per 1000 members per year
- Non-obstetrics hospital days per members per year
- Office visits per 1000 members per year
- ER visits per 1000 members per year
- Pharmacy costs per member per month

### LOCATIONS REVIEWED:

- All sites of a multi-location practice
- A single site of the above practice located next to a community mental health center
- A single site of the above practice integrated into the operations of North Central Health Center
- Aggregate of all CAPE practice sites

### SOURCE OF THE DATA:

CAPE Health Plan

### PATIENT CHARACTERISTICS:

Most significant medical cases with concomitant disorders

### SUMMARY OF RESULTS:

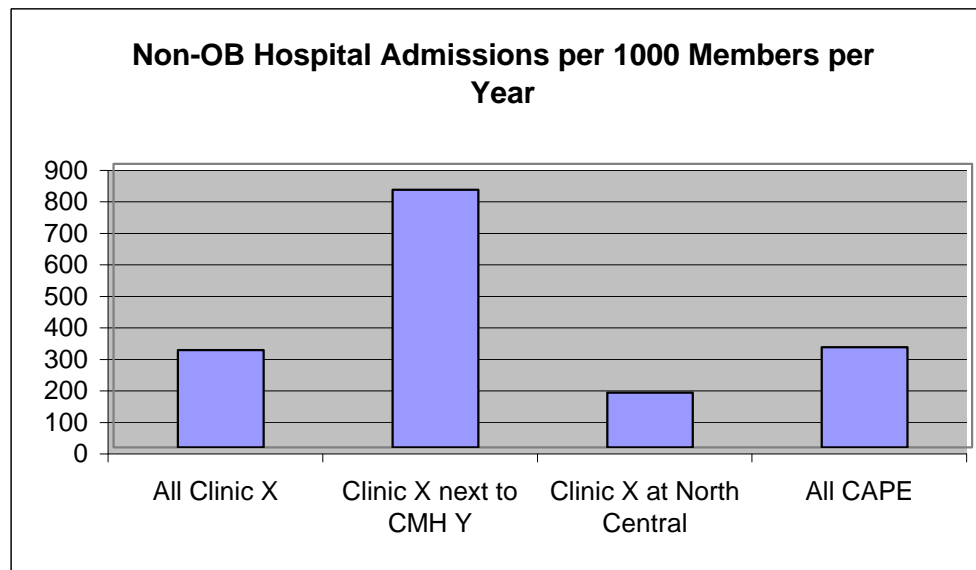
Patients who receive treatments in an integrated setting have more face-to-face contacts with the entire treatment team, significantly fewer ER visits, hospitalizations, and pharmacy costs.

This specific treatment program, which has not yet been replicated, appears to have achieved these statistically significant outcomes by offering easy access to an overall attractive and supportive environment.

## CRITICAL ELEMENT

## Non-obstetrics hospital admissions per 1000 members per year

|                           |     |
|---------------------------|-----|
| All Clinic X              | 309 |
| Clinic X next to CMH Y    | 818 |
| Clinic X at North Central | 174 |
| All CAPE                  | 318 |

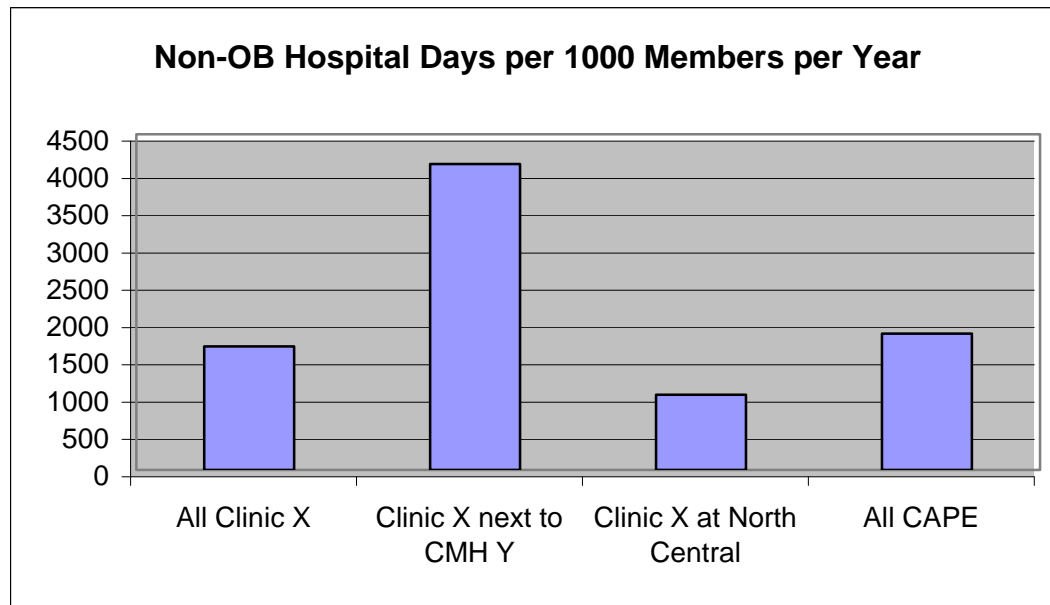


Source: CAPE Health Plan

# CRITICAL ELEMENT

## Non-obstetrics hospital days per 1000 members per year

|                           |      |
|---------------------------|------|
| All Clinic X              | 1656 |
| Clinic X next to CMH Y    | 4101 |
| Clinic X at North Central | 1008 |
| All CAPE                  | 1827 |

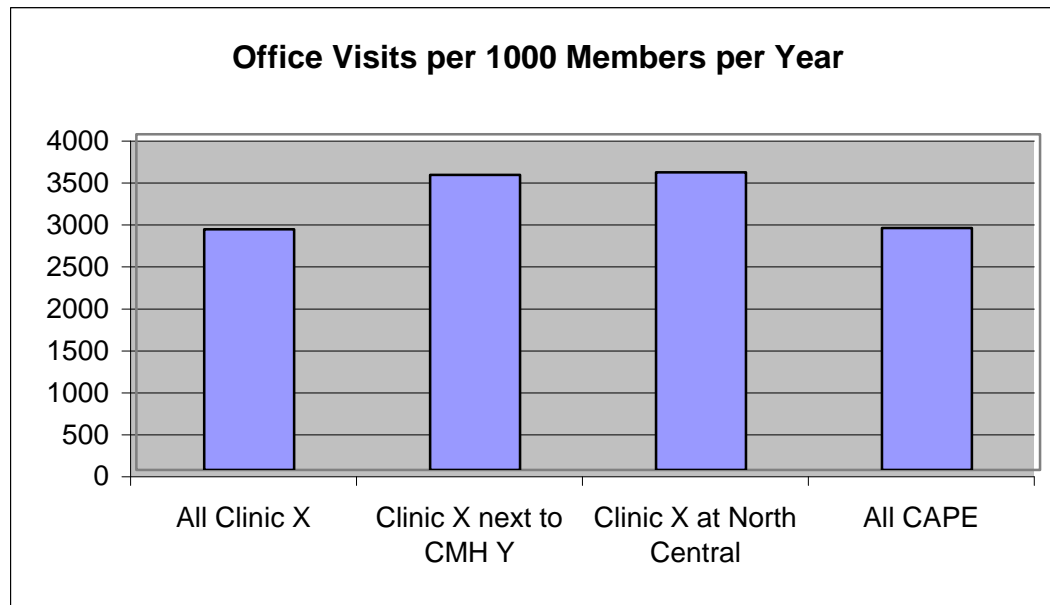


Source: CAPE Health Plan

# CRITICAL ELEMENT

## Office Visits per 1000 Members per Year

|                           |      |
|---------------------------|------|
| All Clinic X              | 2867 |
| Clinic X next to CMH Y    | 3514 |
| Clinic X at North Central | 3548 |
| All CAPE                  | 2884 |

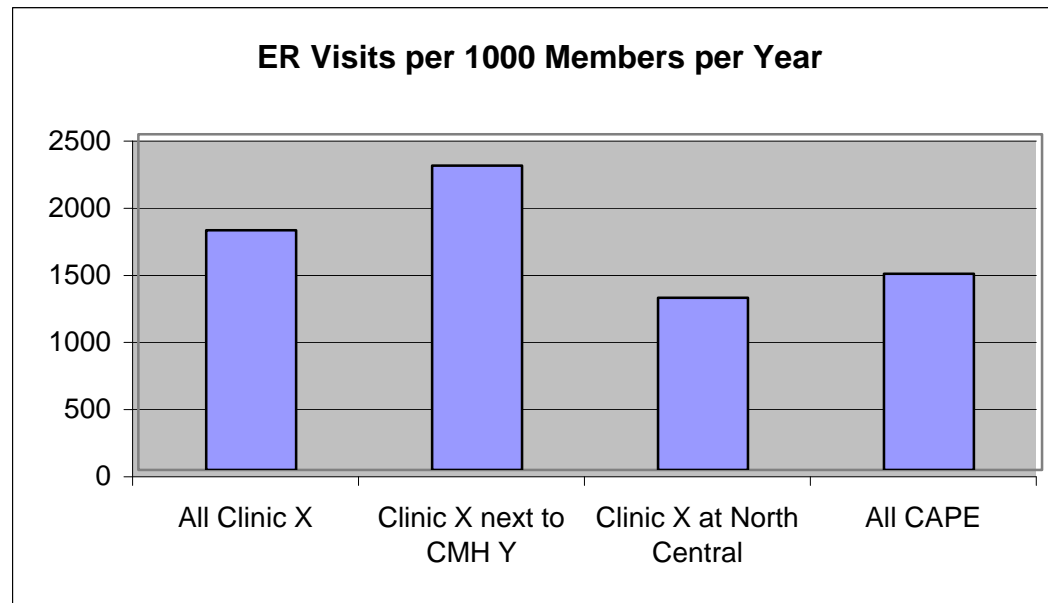


Source: CAPE Health Plan

## CRITICAL ELEMENT

## ER Visits per 1000 Members per Year

|                           |      |
|---------------------------|------|
| All Clinic X              | 1786 |
| Clinic X next to CMH Y    | 2266 |
| Clinic X at North Central | 1282 |
| All CAPE                  | 1461 |

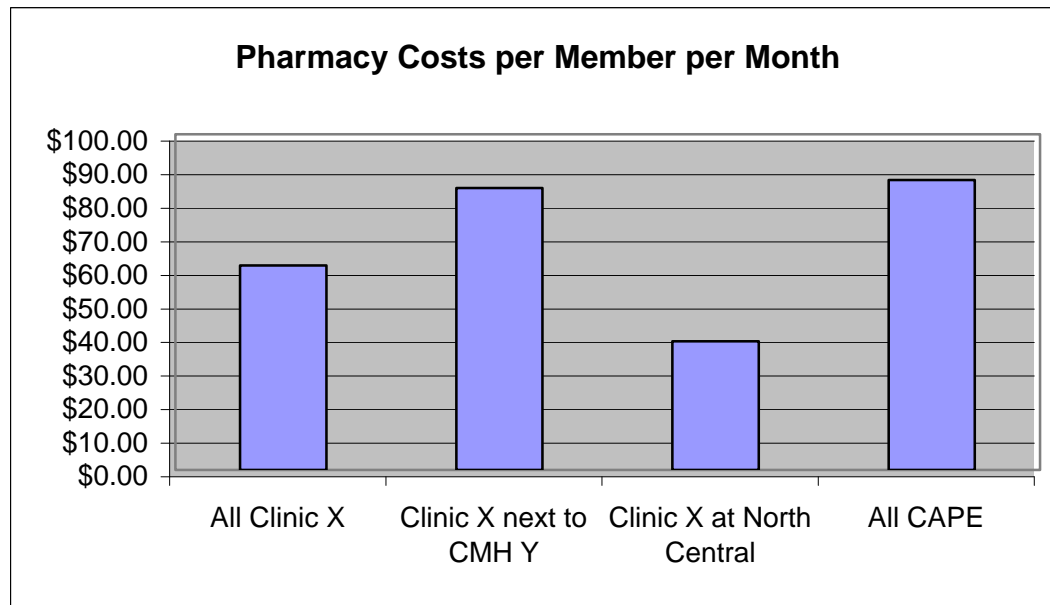


Source: CAPE Health Plan

# CRITICAL ELEMENT

## Pharmacy Costs per Member per Month

|                           |         |
|---------------------------|---------|
| All Clinic X              | \$60.92 |
| Clinic X next to CMH Y    | \$83.97 |
| Clinic X at North Central | \$38.29 |
| All CAPE                  | \$86.38 |



Source: CAPE Health Plan